

■ PRODUCTS OVERVIEW


This MPO/MTP® multi-fiber jumpers deliver the performance and reliability needed in today's demanding high-speed broadband and data networks. This MPO/MTP® jumper utilizes precision ferrules, precise housing dimension and metal guide pins to ensure fiber positioning when mating and give excellent performance. Our manufacturers a wide variety of single-mode and multimode optical fiber jumpers for telecom and data center applications. Our state of the art manufacturing process is recognized by leading global service providers as one of the best in the industry. We attribute our success to the highly dedicated and skilled production team which starts by selecting only the highest quality fiber and connector components. Each of our valued technicians is expertly trained in assembling and polishing connectors to near perfection. With a relentless commitment to quality, we offer only products meeting and exceeding unsurpassed optical performance. Remarkably, we do this while maintaining a highly efficient production operation which ensures you get these highest quality jumpers in a timely fashion at highly competitive, market prices.

■ KEYED CHARACTERISTICS

- ▶ Every connector termination we make is 100% tested prior to shipping to confirm that it meets our highest performance standards;
- ▶ Four wavelength testing ensures that your jumpers will support the demanding requirements for 10G/40G/100G transmission and next generation PON deployment;
- ▶ Reduction of installation time;
- ▶ Excellent optical and mechanical properties.

■ APPLICATION

- ▶ Telecommunication Networks;
- ▶ Data Communication Networks;
- ▶ Optical System Access Networks;
- ▶ Broadband / CATV Networks;
- ▶ Equipment / Switch Interconnections.



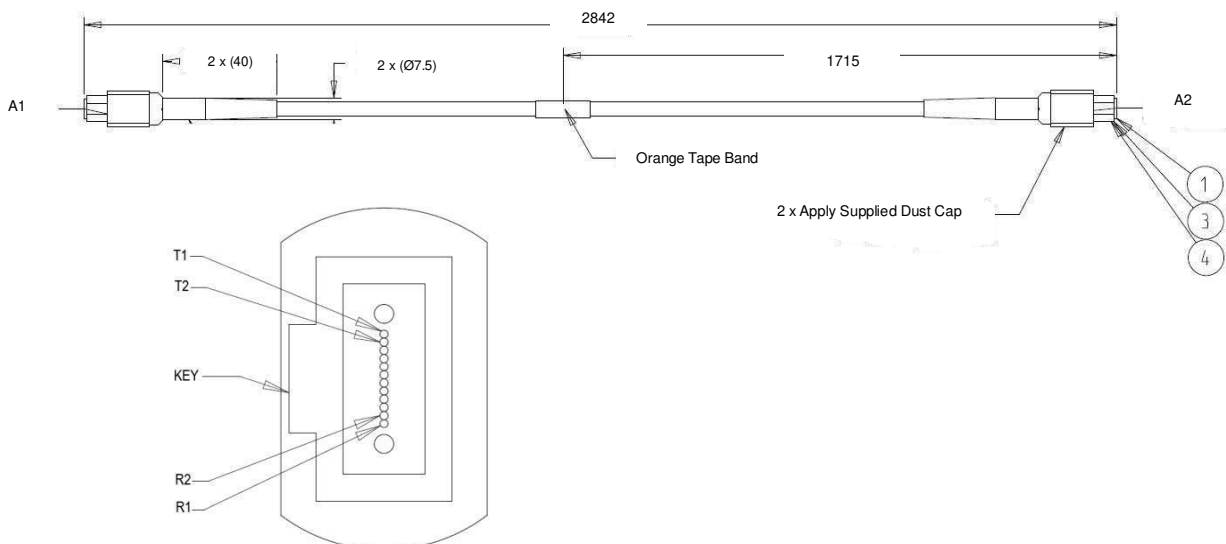
■ PRODUCTS SPECIFICATION

Parameters		Min	Typical	Max	Unit
Operating Wavelength	Single Mode	1310 / 1550			nm
	Multimode	850			
Insertion Loss	Single Mode Low Loss			0.30	dB
	Multimode Premium			0.35	
Return Loss	Single-mode	65			
	Multi-mode	20			
Fiber Type	Follow PN Description				
Connector Type	Follow PN Description				
Length	Follow PN Description				m
Jacket Color	Yellow	SMF G652 and G657 Fiber			
	Orange	OM1 62.5/125um, OM2 50/125um			
	Aqua	OM3 50/125um, OM4 50/125um			

■ ENVIRONMENTAL CONDITION

Parameters	Unit	Specification	
		Min	Max
Uncontrolled Environment	°C	-40	75
	°C	-10	60


■ SCHEMATIC DIAGRAMS





NETS

ООО «Новые Сети»
Проектирование сетей, поставка оборудования,
оптимизация и поддержка IT-инфраструктуры.
<https://newnets.ru>



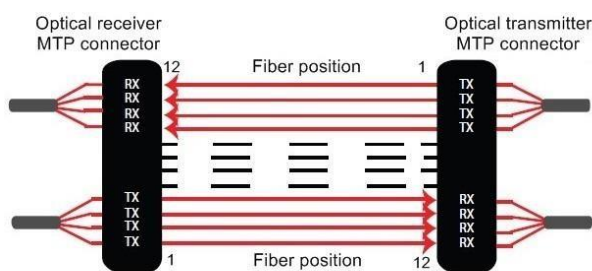

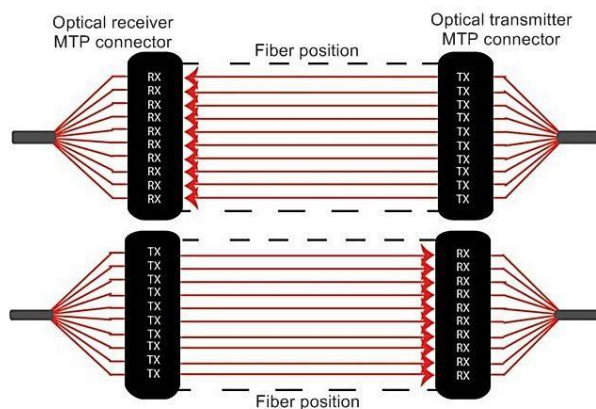
Without fail, our jumper cables are fully compliant with Telcordia GR-1435-CORE, Issue 2 which requires performance characterization and testing at 1310nm, 1490nm, 1550nm, and 1625nm. Four wavelength testing ensures that your jumpers will support the demanding requirements for 10G/40G/100G transmission and next generation PON deployment. NEATEL jumpers will give you the peace of mind that the foundation on which you build your network is capable of exceeding the ever demanding expectations of your customers. Don't settle for a second best!



Центральный офис в Москве:
Тел: +7 (499) 346 00 00

E-mail: info@newnets.ru

Филиал в Новосибирске:
Тел: +7 (383) 376 66 75



■ QUALITY GUARANTEE

All connectors are not created equal. How do you know if your jumpers will go the distance? Our quality components and quality process is backed by a team of experts who know how fundamental jumper cables are to maintaining reliable network operations. We back up all of our claims with product performance testing and auditing of our manufacturing facility by Telcordia Technologies.

■ FOR MORE INFORMATION

All of our cable assemblies may be custom configured as required for your specific applications. If you do not see what you are looking for, please contact one our below customer care specialists or send an email to sales@neatel.com.

■ ORDERING GUIDE

MPO	L	L	7	E	A	P	001	M	C	X
↓	↓	↓	↓	↓	↓	↓	↓	↓	↓	↓
Product Group	Connector A	Connector B	Fiber Mode	Cable Type	Jacket Color	Jacket Rating	Total Length	UOM	Fiber Count	Polarity

For Example:

12 Fiber MPO Patch Cable Multimode 50/125µm OM3 Aqua Plenum Micro distribution Cable MPO/UPC Std.(f) to MPO/UPC Std.(f) Method B Crossover Key-up to Key-up Pin 1 to 12 Total Length 1 Meter.

Product Group	
MPO	MPO Connector
MTP	USCONEC MTP® Connector
Connector A & B	
A	8F MPO/APC (m)
B	8F MPO/APC (f)
C	8F MPO/UPC (m)
D	8F MPO/UPC (f)
E	12F MPO/APC Low-Loss (m)
F	12F MPO/APC Low-Loss (f)
G	12F MPO/APC Standard (m)
H	12F MPO/APC Standard (f)
I	12F MPO/UPC Low-Loss (m)
J	12F MPO/UPC Low-Loss (f)
K	12F MPO/UPC Standard (m)
L	12F MPO/UPC Standard (f)
M	24F MPO/APC (m)
N	24F MPO/APC (f)
O	24F MPO/UPC (m)
P	24F MPO/UPC (f)
Q	48F MPO/APC (m)
R	48F MPO/APC (f)
S	48F MPO/UPC (m)
T	48F MPO/UPC (f)
Z	Pigtail

Fiber Mode	
7	Multimode 50/125µm OM3
9	Singlemode 9/125µm OM3
4	Multimode 50/125µm OM4
6	Multimode 62.5/125µm OM1
Cable Type	
E	Micro distribution
O	Oval Jacket Ribbon
R	Bare Ribbon
A	Armored
I	Indoor/Outddor Dry Loose Tube
Jacket Color	
A	Aqua
Y	Yellow
O	Orange
B	Black
N	N/A
Jacket Rating	
P	Plenum OFNP
R	Riser OFNP
L	Low Smoking Zero Halogen LSZH
N	N/A

Unit Of Measurement	
M	Meters
F	Foot
I	Inches
C	Centimeters
Fiber Count	
C	12 Fiber
D	24 Fiber
E	6 Fiber
F	8 Fiber
G	4 Fiber
J	48 Fiber
X	Custom
Polarity	
S	Straight Method A
X	Crossover Method B
3	Pairwise Flip Method C
G	Straight 24 Fiber
C	Custom